











1. Is your home a Primary or Secondary residence?

		Response Percent	Response Count
Primary		58.1%	2,294
Secondary		41.9%	1,653
		answered question	3,945
		skipped question	7

2. Which of the following best describes your home?

		Response Percent	Response Count
Single Family		92.7%	3,662
Condo		4.1%	162
Mobile Home		0.0%	1
Two-Family		1.3%	50
Three-Family		0.2%	6
Multiple homes on one parcel		0.6%	23
Cottage in a cottage colony		1.2%	46
Apartment		0.0%	1
answered question			3,951
skipped question			1



3. What is the maximum capacity of your home (i.e. how many does it sleep)?

	Response Count
	3,817
answered question	3,817
skipped question	135



4. How many bathrooms does your home have?

		Response Count
		3,924
answered question		3,924
skipped question		28



5. Are you planning any renovations that would increase this capacity?

		Response Percent	Response Count
Yes		2.6%	101
No		97.5%	3,825
answered question			3,925
skipped question			27

6. Do you plan to build a guest cottage, apartment or similar auxillary dwelling on this lot?

		Response Percent	Response Count
Yes		0.8%	32
No		99.2%	3,897
If so what will the maximum capacity be of the new structure?			33
answered question			3,929
skipped question			23











7. Do you plan to sub-divide your property in order to create additional building lots?



		Response Percent	Response Count
Yes		0.2%	7
No		99.8%	3,910
answered question			3,917
skipped question			35



8. When is the house occupied?													
	JAN	FEB	MAR	APR	MAY	JUNE	JULY	AUG	SEPT	OCT	NOV	DEC	Response Count
YES	66.6% (2,506)	65.2% (2,455)	66.0% (2,485)	75.1% (2,825)	86.0% (3,238)	95.1% (3,577)	98.3% (3,700)	98.4% (3,704)	93.1% (3,505)	83.8% (3,154)	73.5% (2,767)	69.4% (2,613)	3,763
NO	84.8% (1,188)	87.7% (1,229)	85.7% (1,201)	62.0% (869)	34.3% (481)	13.0% (182)	5.5% (77)	5.0% (70)	16.3% (228)	37.3% (523)	60.2% (843)	68.5% (960)	1,401
												answered question	3,804
												skipped question	148

9. If you rent your property, how many people do you allow to stay with each rental?	
	Response Count
	468
answered question	468
skipped question	3,484




10. In the following table we are looking to determine the actual number of people that stayed in your house over the past year. This will be used to help predict water usage for your residence. These answers will be used in discussion with the State on the volume of water that the Harwich Water Department will be allowed to distribute to customers. Number of days the home was in use during the month, and total number of people that occupied. Example: 14 days / 8 people

		Response Percent	Response Count
JAN		68.8%	2,433
FEB		67.7%	2,394
MAR		68.5%	2,422
APR		77.5%	2,738
MAY		87.3%	3,085
JUNE		95.4%	3,371
JULY		98.2%	3,471
AUG		98.3%	3,475
SEPT		93.7%	3,313
OCT		85.7%	3,031



NOV		75.9%	2,682
DEC		71.7%	2,536
answered question			3,535
skipped question			417

11. Do you have an irrigation system?			
		Response Percent	Response Count
Yes		39.3%	1,523
No		60.7%	2,357
answered question			3,880
skipped question			72



12. What is the source of water for your irrigation system?

		Response Percent	Response Count
Town water		91.3%	1,416
Private individual well		8.2%	127
Private community well		0.5%	8
		answered question	1,551
		skipped question	2,401



13. Do you have a swimming pool?

		Response Percent	Response Count
Yes		3.3%	131
No		96.7%	3,792
		answered question	3,920
		skipped question	32



14. Do you have a hot tub or sauna?

		Response Percent	Response Count
Yes		4.4%	172
No		95.6%	3,743
answered question			3,914
skipped question			38



15. Do you have a garden?

		Response Percent	Response Count
Yes		40.0%	1,537
No		60.1%	2,310
answered question			3,846
skipped question			106



16. Have you heard about the Service Tight Protection Plan? If not, you can read about it at:
http://www.harwichwater.com/forms/documents/ServiceTightPlanBrochure_000.pdf

		Response Percent	Response Count
Yes		18.7%	46
No		81.7%	201
		answered question	246
		skipped question	3,706

17. Have you heard about the Voice Broadcast system? If not, please call the office to add your phone number to the system. You can also read about it at: <http://www.harwichwater.com/forms/documents/VoiceBroadcastFAQs.pdf>

		Response Percent	Response Count
Yes		46.9%	115
No		53.5%	131
		answered question	245
		skipped question	3,707

18. Did you know you can pay your water bill online at www.harwichwater.com?

		Response Percent	Response Count
Yes		89.1%	221
No		11.7%	29
		answered question	248
		skipped question	3,704

19. Optional: Account# *This information will ONLY be used to determine who has not responded so that we will have a cost effective means to produce a second mailing if needed.

		Response Count
		2,263
		answered question
		2,263
		skipped question
		1,689

20. Optional: Harwich Street Address *This information will ONLY be used to determine who has not responded so that we will have a cost effective means to produce a second mailing if needed.

	Response Count
	1,355
answered question	1,355
skipped question	2,597